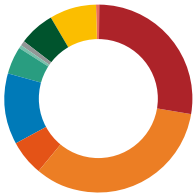


PreMixed option asset allocation by weight

31 December 2022

High Growth

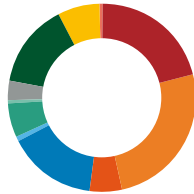


- Australian shares 27.5%
- International shares 33.6%
- Private equity 6.0%
- Unlisted Infrastructure 12.2%
- Listed Infrastructure 0.1%
- Unlisted Property 4.7%
- Listed Property 0.4%
- Credit 0.8%
- Fixed interest 6.2%
- Cash 8.2%
- Other assets 0.3%

Foreign currency exposure 26.3%

- Growth assets* 76.7%
- Defensive assets* 23.3%

Balanced

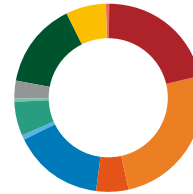


- Australian shares 21.0%
- International shares 25.6%
- Private equity 5.3%
- Unlisted Infrastructure 15.5%
- Listed Infrastructure 0.7%
- Unlisted Property 5.8%
- Listed Property 0.7%
- Credit 3.1%
- Fixed interest 14.5%
- Cash 7.3%
- Other assets 0.4%

Foreign currency exposure 20.4%

- Growth assets* 66.0%
- Defensive assets* 34.0%

Socially Aware



- Australian shares 21.3%
- International shares 25.3%
- Private equity 5.4%
- Unlisted Infrastructure 15.7%
- Listed Infrastructure 0.8%
- Unlisted Property 5.8%
- Listed Property 0.7%
- Credit 3.1%
- Fixed interest 14.6%
- Cash 6.9%
- Other assets 0.5%

Foreign currency exposure 20.4%

- Growth assets* 66.2%
- Defensive assets* 33.8%

Conservative Balanced



- Australian shares 14.5%
- International shares 17.6%
- Private equity 4.5%
- Unlisted Infrastructure 13.1%
- Listed Infrastructure 0.5%
- Unlisted Property 6.0%
- Listed Property 0.4%
- Credit 3.9%
- Fixed interest 28.4%
- Cash 11.1%
- Other assets 0.0%

Foreign currency exposure 15.5%

- Growth assets* 49.0%
- Defensive assets* 51.0%

Stable



- Australian shares 7.6%
- International shares 9.3%
- Private equity 1.9%
- Unlisted Infrastructure 12.6%
- Listed Infrastructure 0.6%
- Unlisted Property 6.3%
- Listed Property 0.3%
- Credit 4.4%
- Fixed interest 33.9%
- Cash 23.1%
- Other assets 0.0%

Foreign currency exposure 8.5%

- Growth assets* 31.4%
- Defensive assets* 68.6%

Indexed Diversified



- Australian shares 28.0%
- International shares 41.9%
- Fixed interest 24.8%
- Cash 5.3%

Foreign currency exposure 29.1%

- Growth assets* 69.9%
- Defensive assets* 30.1%

Find out more

Call **1300 300 273** (8am to 8pm AEST/AEDT weekdays)

Web australiansuper.com/investments

Note: Percentages may not total 100% due to rounding. This report shows asset allocations for Superannuation options. Option asset allocations for Superannuation and Choice Income accounts may have slight differences at any given time. This is a result of different amounts of member transaction activity each day. The Fund attempts to minimise these asset allocation differences.

* Growth asset allocation includes 100% of Australian shares, International shares, Private equity, Listed property, Listed infrastructure and Other assets. Unlisted property, Unlisted infrastructure and Credit are classified as 50% growth and 50% defensive. Defensive allocation includes 100% of Fixed interest and Cash.



This document was issued in January 2023 by AustralianSuper Pty Ltd ABN 94 006 457 987 AFSL 233788, Trustee of AustralianSuper ABN 65 714 394 898, and may contain general financial advice that does not take into account your personal objectives, situation or needs. Before making a decision about AustralianSuper, consider your financial requirements and read the product disclosure statement, available at australiansuper.com/pds or by calling **1300 300 273**. Investment returns are not guaranteed. Past performance is not a reliable indicator of future returns. Actual asset allocations and other information is current as at the date of the report. The Trustee may alter the asset allocation or the composition of individual asset classes from time to time to suit prevailing market circumstances. A Target Market Determination (TMD) is a document that outlines the target market a product has been designed for. Find the TMDs at australiansuper.com/tmd